


Crash Recovery

Chapter 20

If you are going to be in the logging business, one of the things that you have to do is to learn about heavy equipment.

Robert VanNatta,
Logging History of Columbia County

Database Management Systems, 2nd Edition. R. Ramakrishnan and J. Gehrke 1




Review: The ACID properties

- ✦ **A**tomicity: All actions in the Xact happen, or none happen.
- ✦ **C**onsistency: If each Xact is consistent, and the DB starts consistent, it ends up consistent.
- ✦ **I**solation: Execution of one Xact is isolated from that of other Xacts.
- ✦ **D**urability: If a Xact commits, its effects persist.

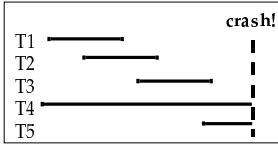
✦ The **Recovery Manager** guarantees Atomicity & Durability.

Database Management Systems, 2nd Edition. R. Ramakrishnan and J. Gehrke 2




Motivation

- ✦ **A**tomicity:
 - Transactions may abort ("Rollback").
- ✦ **D**urability:
 - What if DBMS stops running? (Causes?)
- ✦ **D**esired Behavior after system restarts:
 - T1, T2 & T3 should be durable.
 - T4 & T5 should be aborted (effects not seen).



Database Management Systems, 2nd Edition. R. Ramakrishnan and J. Gehrke 3




Assumptions

- ✦ **C**oncurrency control is in effect.
 - Strict 2PL, in particular.
- ✦ **U**pdates are happening "in place".
 - i.e. data is overwritten on (deleted from) the disk.

✦ A simple scheme to guarantee Atomicity & Durability?

Database Management Systems, 2nd Edition. R. Ramakrishnan and J. Gehrke 4




Handling the Buffer Pool

- ✦ **F**orce every write to disk?
 - Poor response time.
 - But provides durability.
- ✦ **S**teal buffer-pool frames from uncommitted Xacts?
 - If not, poor throughput.
 - If so, how can we ensure atomicity?

	No Steal	Steal
Force	Trivial	
No Force		Desired

Database Management Systems, 2nd Edition. R. Ramakrishnan and J. Gehrke 5



More on Steal and Force

- ✦ **STEAL** (why enforcing Atomicity is hard)
 - *To steal frame F*: Current page in F (say P) is written to disk; some Xact holds lock on P.
 - What if the Xact with the lock on P aborts?
 - Must remember the old value of P at steal time (to support UNDOing the write to page P).
- ✦ **NO FORCE** (why enforcing Durability is hard)
 - What if system crashes before a modified page is written to disk?
 - Write as little as possible, in a convenient place, at commit time, to support REDOing modifications.

Database Management Systems, 2nd Edition. R. Ramakrishnan and J. Gehrke 6

Basic Idea: Logging



- ◆ Record REDO and UNDO information, for every update, in a *log*.
 - Sequential writes to log (put it on a separate disk).
 - Minimal info (diff) written to log, so multiple updates fit in a single log page.
- ◆ Log: An ordered list of REDO/UNDO actions
 - Log record contains:
 - <XID, pageID, offset, length, old data, new data>
 - and additional control info (which we'll see soon).

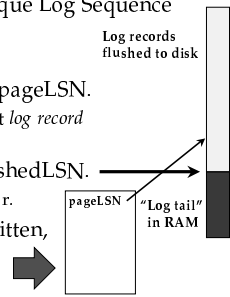
Write-Ahead Logging (WAL)

- ◆ The Write-Ahead Logging Protocol:
 - ① Must force the log record for an update *before* the corresponding data page gets to disk.
 - ② Must write all log records for a Xact *before commit*.
- ◆ #1 guarantees Atomicity.
- ◆ #2 guarantees Durability.
- ◆ Exactly how is logging (and recovery!) done?
 - We'll study the ARIES algorithms.

WAL & the Log



- ◆ Each log record has a unique Log Sequence Number (LSN).
 - LSNs always increasing.
- ◆ Each *data page* contains a pageLSN.
 - The LSN of the most recent *log record* for an update to that page.
- ◆ System keeps track of flushedLSN.
 - The max LSN flushed so far.
- ◆ WAL: *Before* a page is written,
 - pageLSN ≤ flushedLSN



Log Records

LogRecord fields:

update records only {

- prevLSN
- XID
- type
- pageID
- length
- offset
- before-image
- after-image

Possible log record types:

- ◆ Update
- ◆ Commit
- ◆ Abort
- ◆ End (signifies end of commit or abort)
- ◆ Compensation Log Records (CLRs)
 - for UNDO actions

Other Log-Related State

- ◆ Transaction Table:
 - One entry per active Xact.
 - Contains XID, status (running/committed/aborted), and lastLSN.
- ◆ Dirty Page Table:
 - One entry per dirty page in buffer pool.
 - Contains reLSN -- the LSN of the log record which *first* caused the page to be dirty.

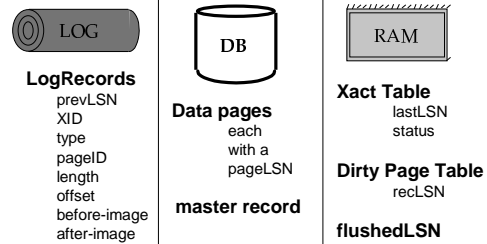
Normal Execution of an Xact

- ◆ Series of reads & writes, followed by commit or abort.
 - We will assume that write is atomic on disk.
 - ↳ In practice, additional details to deal with non-atomic writes.
- ◆ Strict 2PL.
- ◆ STEAL, NO-FORCE buffer management, with Write-Ahead Logging.

Checkpointing

- ◆ Periodically, the DBMS creates a checkpoint, in order to minimize the time taken to recover in the event of a system crash. Write to log:
 - begin_checkpoint record: Indicates when chkpt began.
 - end_checkpoint record: Contains current *Xact table* and *dirty page table*. This is a "fuzzy checkpoint":
 - Other Xacts continue to run; so these tables accurate only as of the time of the begin_checkpoint record.
 - No attempt to force dirty pages to disk; effectiveness of checkpoint limited by oldest unwritten change to a dirty page. (So it's a good idea to periodically flush dirty pages to disk!)
 - Store LSN of chkpt record in a safe place (*master record*).

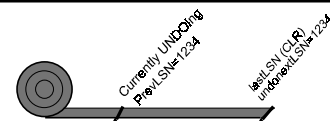
The Big Picture: What's Stored Where



Simple Transaction Abort

- ◆ For now, consider an explicit abort of a Xact.
 - No crash involved.
- ◆ We want to "play back" the log in reverse order, UNDOing updates.
 - Get lastLSN of Xact from Xact table.
 - Can follow chain of log records backward via the prevLSN field.
 - Before starting UNDO, write an *Abort* log record.
 - For recovering from crash during UNDO!

Abort, cont.

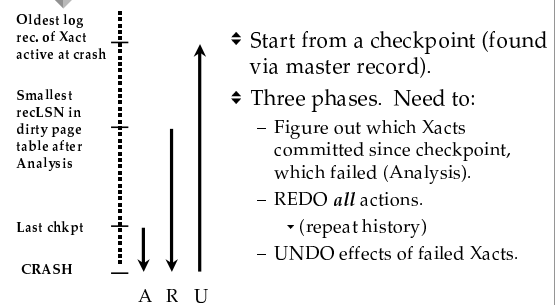


- ◆ To perform UNDO, must have a lock on data!
 - No problem!
- ◆ Before restoring old value of a page, write a CLR:
 - You continue logging while you UNDO!!
 - CLR has one extra field: undonextLSN
 - Points to the next LSN to undo (i.e. the prevLSN of the record we're currently undoing).
 - CLR's *never* Undone (but they might be Redone when repeating history: guarantees Atomicity!)
- ◆ At end of UNDO, write an "end" log record.

Transaction Commit

- ◆ Write commit record to log.
- ◆ All log records up to Xact's lastLSN are flushed.
 - Guarantees that flushedLSN \geq lastLSN.
 - Note that log flushes are sequential, synchronous writes to disk.
 - Many log records per log page.
- ◆ Commit() returns.
- ◆ Write end record to log.

Crash Recovery: Big Picture



Recovery: The Analysis Phase

- ◆ Reconstruct state at checkpoint.
 - via end_checkpoint record.
- ◆ Scan log forward from checkpoint.
 - End record: Remove Xact from Xact table.
 - Other records: Add Xact to Xact table, set lastLSN=LSN, change Xact status on commit.
 - Update record: If P not in Dirty Page Table,
 - Add P to D.P.T., set its recLSN=LSN.

Recovery: The REDO Phase

- ◆ We repeat History to reconstruct state at crash:
 - Reapply all updates (even of aborted Xacts!), redo CLR's.
- ◆ Scan forward from log rec containing smallest recLSN in D.P.T. For each CLR or update log rec LSN, REDO the action unless:
 - Affected page is not in the Dirty Page Table, or
 - Affected page is in D.P.T., but has recLSN > LSN, or
 - pageLSN (in DB) ≥ LSN.
- ◆ To REDO an action:
 - Reapply logged action.
 - Set pageLSN to LSN. No additional logging!

Recovery: The UNDO Phase

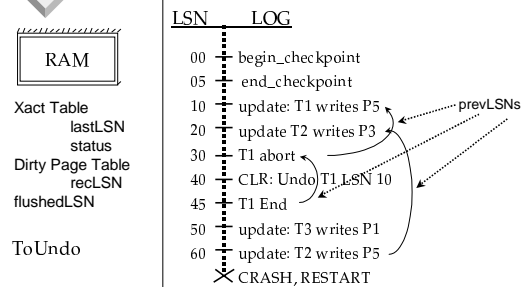
ToUndo={l | l a lastLSN of a "loser" Xact}

Repeat:

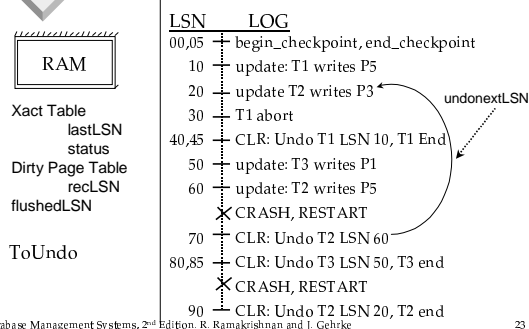
- Choose largest LSN among ToUndo.
- If this LSN is a CLR and undonextLSN==NULL
 - Write an End record for this Xact.
- If this LSN is a CLR, and undonextLSN != NULL
 - Add undonextLSN to ToUndo
- Else this LSN is an update. Undo the update, write a CLR, add prevLSN to ToUndo.

Until ToUndo is empty.

Example of Recovery



Example: Crash During Restart!



Additional Crash Issues

- ◆ What happens if system crashes during Analysis? During REDO?
- ◆ How do you limit the amount of work in REDO?
 - Flush asynchronously in the background.
 - Watch "hot spots"!
- ◆ How do you limit the amount of work in UNDO?
 - Avoid long-running Xacts.

Summary of Logging/Recovery

- ◆ Recovery Manager guarantees Atomicity & Durability.
- ◆ Use WAL to allow STEAL/NO-FORCE w/o sacrificing correctness.
- ◆ LSNs identify log records; linked into backwards chains per transaction (via prevLSN).
- ◆ pageLSN allows comparison of data page and log records.

Summary, Cont.

- ◆ Checkpointing: A quick way to limit the amount of log to scan on recovery.
- ◆ Recovery works in 3 phases:
 - Analysis: Forward from checkpoint.
 - Redo: Forward from oldest reLSN.
 - Undo: Backward from end to first LSN of oldest Xact alive at crash.
- ◆ Upon Undo, write CLRs.
- ◆ Redo “repeats history”: Simplifies the logic!